

## UNCLASSIFIED

# (U) CRSK1305, FAA702 Adjudicator Training, Module 0

## (U) Welcome

(U) Welcome to CRSK1305, *FAA702 Adjudicator Training*. This course will take you approximately 90 minutes to complete. To avoid interruptions, consider sending yourself a calendar appointment for the duration of the course.

## (U) Navigation

(U) This course contains a **Glossary** of commonly used terms and a **Resources** section where you'll find useful documentation including considerations for satellite phone targeting, a list of frequently asked questions, a checklist for adjudication, a list of denial codes used with the (b) (3) (A), o (A) as well as links to important online resources such as FAA702 Targeting Review Guidance and *go faa*.

## (U) Course Modules

(U) This course is divided into five modules: Overview, The Role of an FAA702 Adjudicator, Reviewing Targeting Requests, Approving and Denying Targeting Requests, Summary and Closing Exercises. After you complete each module, you'll need to close the window to return to the main course menu in VUport and select the next module.

## (U) Adjudicators

(U) This course is intended for new FAA702 adjudicators and primarily focuses on **Digital Network Intelligence**, or DNI, selectors. Since many adjudicators previously served as Senior Analysts, most of the information presented in this course should be familiar and a substantial baseline knowledge of SIGINT is assumed. For example, you probably already know that all FAA702 selectors must be approved before they can be targeted under the FAA702 authority.

## (U) Course Objectives

All withheld information exempt under (b)(1) and (b)(3) unless otherwise noted.

Approved for Public Release

(U) Next, let's take a look at the course objectives. At the conclusion of this course, you should be able to: identify requirements for the role of an FAA702 Adjudicator, list common NSA/CSS resources for validating a selector or foreignness explanation, validate entries in sample **Targeting Requests**, or TRs, to correctly approve or deny them, and identify follow-up actions to be performed after a TR has been approved or denied.

## (U) Scenarios

(U) Throughout this course, you will be presented with realistic scenarios and problem-solving exercises. While there are some inherent limitations, these scenarios will provide you with an opportunity to apply what you've learned. Keep in mind that this training is not about the law or the interpretation of the law, as that remains the exclusive purview of the **Office of General Counsel**, or OGC.

## (U) Summary

(U) Remember that your role as an adjudicator is at the heart of the NSA/CSS mission. When you provide guidance and mentorship to junior analysts, you will increase the amount of foreign intelligence obtained by the analysts while also ensuring they avoid compliance incidents. In the next module, we will take a closer look at the role of an FAA702 Adjudicator.

## (U) Conclusion

(U) When you are ready to continue, return to the main course menu in VUport and select Module 1, *The Role of an FAA702 Adjudicator*.

UNCLASSIFIED

~~UNCLASSIFIED//FOR OFFICIAL USE ONLY~~

# (U) CRSK1305, FAA702 Adjudicator Training, Module 1

## (U) Objectives

(U) Welcome to Module 1, *The Role of an FAA702 Adjudicator*. In this module, you'll be learning about the role and responsibilities of an FAA702 Adjudicator. By the end of this module, you should be able to:

Define the role of an FAA702 Adjudicator

Identify training, access, and tool requirements for FAA702 Adjudicators

Reproduce timelines for adjudicating TRs based on priority, and

Use (b) (3) to locate TRs that are ready for review

## (U) Art of Adjudication

(U//~~FOUO~~) The most critical component of the role of an FAA702 Adjudicator is to review TRs to ensure each request satisfies targeting requirements established by the FAA702 Authority and described in the approved FAA702 Targeting Procedures. In addition, the art of adjudicating TRs provides senior analysts with opportunities to mentor and guide junior analysts. It's important to recognize that denied TRs not only help new analysts understand how to refine selection terms but also reduce compliance incidents.

## (U) Responsibilities

(U//~~FOUO~~) Recently, Jim Smithfield was identified by his management as a candidate for the role of an FAA702 Adjudicator. In his new role, Jim will be responsible for providing final adjudication—approval or denial—of FAA702 TRs in his mission area in accordance with all applicable legal, policy, and compliance standards.

(U//~~FOUO~~) It is also Jim's responsibility to upload memorialized foreignness determinations to the SV-maintained data repository, provide feedback to targeting analysts and releasers to improve the organization's overall targeting efficiency, coordinate with (b) (3) (A) (b) (3) (A) to incorporate changes to the review process for FAA702 TRs (A) authorized TRs in a timely manner.



## (U) Requirements

(U//~~FOUO~~) Jim prepares for his new duties by fulfilling several training, system, and tool requirements. Prerequisite training includes OVSC1100, 1800, and 1203 along with CRSK1300, 1301, 1302, 1303, and 1304. System access includes (b)(3)(A) and (b)(3)(A). And finally, Jim will need to have access to many different tools.

## (U) (b)(3)(A) Role

(U//~~FOUO~~) After completing the required training including this course, Jim contacts the (b)(3)(A) via email at alias DL S203A7 and requests a (b)(3)(A) Policy Memo. The (b)(3)(A) will review his request and determine if he is eligible to be an adjudicator. If eligible, Jim will be sent the (b)(3)(A) Policy Memo.

(U//~~FOUO~~) Once he reads and digitally signs the form, the (b)(3)(A) will request access for Jim to the SV41 (b)(3)(A) and his status in (b)(3)(A) will be updated to (b)(3)(A). In this status, Jim will still be able to review his own TRs but will not be able to adjudicate them. Jim will also be able to perform the role of the Releaser for his organization but he will not be able to adjudicate any targeting that he has released.

## (U) Timelines

(U//~~FOUO~~) When Jim begins adjudicating, he will be expected to follow adjudication timeframes based on TR priority. He will refrain from adjudicating TRs as a favor or based on personal preference and keep in mind that Emergency requests typically involve threat to life or serious physical harm such as hostage or kidnapping situations. Jim can review detailed After Hours Emergency procedures by accessing the *go faa* web page.

(U//~~FOUO~~) Note that for Emergency requests, analysts must stay until collection starts flowing.

## (U) (b)(3)(A) Demo

(U//~~FOUO~~) Jim accesses a work queue in (b)(3)(A) to locate TRs that were released and are now ready for his review. After selecting the **Targeting** tab in (b)(3)(A) he selects the **Requests** subtab and then designates his Organization in the **Org Designator** field. Next, he selects the (b)(3)(A) site group from the **Approve Group**

dropdown menu, changes the **Approve Group Status** to *Submitted*, and selects the **Search** button to locate the TRs that have been released for adjudication.

(U//~~FOUO~~) Jim also uses the **TR Precedence** column to sort the TRs based on precedence so he can quickly identify which requests to review first. Within each precedence, Jim will adjudicate the TRs with the oldest **Release Date** first.

## (U) Learning Checkpoint Introduction

(U) Now, it is time for a quick learning checkpoint. If you are unclear about anything that has been discussed, take a few minutes to go back and review the module before advancing. Remember this exercise is not graded and is designed to help reinforce key concepts covered in this module.

(U//~~FOUO~~) Jim is unclear about the expected timelines for adjudication. Which TR Precedence matches which timeline?

- 24 hours   7 business days   3 business days   1 hour
- A. (b) (3) (A)
- B. [REDACTED]
- C. [REDACTED]
- D. [REDACTED]

(U//~~FOUO~~) Feedback: (b) (3) (A)

## (U) Summary

(U//~~FOUO~~) Take some time to review the key summary points for this module:

FAA702 Adjudicators approve or deny TRs in (b) (3)

Mistakes made by junior analysts provide opportunities for training

Adjudicators must meet training, system, and tool requirements

Adjudication timelines are based on priority, not preference

TRs in *Submitted* status are ready to be reviewed

## **(U) Conclusion**

(U) When you are ready to continue to the next module, return to the main course menu in VUport and select *Module 2: Reviewing Targeting Requests*.

~~UNCLASSIFIED//FOR OFFICIAL USE ONLY~~



~~TOP SECRET//SI//NOFORN~~

# (U) CRSK1305, Module 2, Reviewing Targeting Requests

[Glossary](#) | [References](#)

## (U) Objectives

(U//~~FOUO~~) Welcome to Module 2, *Reviewing Targeting Requests*. By the end of this module, you should be able to:

- Open a TR record in (b) (3) (A)
- Describe Non Auto-Approve reasons in (b) (3) (A)
- Recall corrective actions to update (b) (3) (A) entries and releasability conflicts, and
- Validate the **Entry Class Code**, or ECC, and **Targeting Rationale** or TAR, Statement

## (U) The Five Ws

(U) Before a selector can be approved for targeting, it must be checked for foreignness by the analyst and then validated by an adjudicator. Adjudicators should always consider the five Ws: Who or What is being targeted? Where is the target located? When was the target in that particular location? Why is the selector expected to yield foreign intelligence?

## (U) The FAA702 Adjudication Checklist

(U//~~FOUO~~) For the remainder of this module, we'll continue to follow the activities of Adjudicator Jim Smithfield as he reviews his first TR. To help you become more familiar with the steps in the adjudication process, consider downloading the FAA702 Adjudication Checklist from the Resources section of the course.

## (U) Opening a Record

(U//~~FOUO~~) As you recall from the last module, Jim located TRs ready for him to review by applying several filters in (b) (3) (A). He then sorted the search results by **TR Precedence** so that he could prioritize his work. To begin adjudicating TR (b) (3) (A), Jim selects the **Review** button at the end of the row.

## (U) Non Auto-Approve Reasons

(U//~~FOUO~~) One of the first things you should know is that FAA702 TRs are never Auto-Approved. Therefore, Jim's first adjudication step is to review the **Non Auto-Approve Reasons** list at the top of the TR. These reasons are system-provided clues that will assist Jim in conducting further research.

## (U) Immediate Action

(U//~~FOUO~~) Jim looks for three specific Non-Auto-Approve reasons that require him to take immediate action: (b) (3) (A) does not recommend tasking; a conflicting classification releasability; or a conflicting target nationality. Now let's take a look at the proper actions to be taken for each of these reasons.

(U) (b) (3) (A)

(U//~~FOUO~~) If Jim notices a warning that (b) (3) (A) does not recommend tasking, he must verify the (b) (3) (A) entry. Sometimes (b) (3) (A) indicates (b) (3) (A). In this case, Jim should email (b) (3) (A) and ask them to remove the (b) (3) (A) entry.

(TS//SI//~~FOUO~~) Sometimes (b) (3) (A) states that a target is a U.S. Person. In the case of U.S. Person, Jim should always deny the TR. (b) (3) (A)

(U//~~FOUO~~) And finally, (b) (3) (A) may imply there is no (b) (3) (A) record which happens when the link between (b) (3) (A) and (b) (3) (A) is not working or when (b) (3) (A) is down. It's important to remember that Jim should not proceed further until he has successfully verified the (b) (3) (A) entry.

## (U) Conflicting Classification Releasability

(U//~~FOUO~~) If Jim notes a warning that there is a conflicting classification releasability, he knows that the classification of the requested targeting differs from the classification of any existing targeting. Before moving forward, Jim should submit a ticket to the (b) (3) (A), formerly known as the (b) (3) (A), and ask them to resolve the conflict.

## (U) Conflicting Target Nationality

(S//SI//~~FOUO~~) If Jim notices a warning that there is a conflicting target nationality, this usually means the selector may already be targeted under the 704/705b FISA Court authority. In this case, he should investigate the selector (b) (3) (A). If Jim confirms the selector has already been targeted under 704/705b FISA Court authority, he should deny the TR.



## (U) Entry Class Code

(U//~~FOUO~~) After Jim evaluates the Non-Auto-Approve reasons, he scrolls down to locate the Selector Information where he will first review the ECC to confirm that it is an A, B, or J. If J is selected—[REDACTED]—Jim checks for additional authorities before [REDACTED] at the [REDACTED]

(TS//SI//~~FOUO~~) Remember, adjudicators must always ensure that option C which indicates U.S. Person, is not selected.

## (U) TAR Statement


(U//~~FOUO~~) Next Jim focuses on the TAR statement. TAR statements, which appear on all targeting in (b)(3) are provided to the Department of Justice (DoJ) and the Office of the Director of National Intelligence (ODNI) to explain why the analyst has requested targeting of a selector. Additionally, for the purpose of FAA702, Jim must ensure the TAR statement also states how the selector is tied to a foreign intelligence purpose specific to the FAA Certification.

## (U) Essential Elements of Information


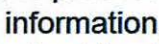
(TS//SI//~~FOUO~~) To effectively tie the selector to the FAA Certification, Jim reviews the TAR statement for the following **Essential Elements of Information**, or EEs: the selector, the foreign intelligence purpose, and the link between the selector and the foreign intelligence purpose.




## (S//SI//~~FOUO~~) FAA Certifications

(S//SI//~~FOUO~~) Let's take a closer look at the [REDACTED] FAA certifications. Read each certification below to learn what information should be included in a TAR statement for that type of certification.



## (U) TAR Exclusions

(S//SI// While TAR statements must state the justification for targeting, they should not include extraneous information. Specifically, a TAR statement must not contain probable cause data or proof of the analyst's judgment, how the analyst arrived at his/her conclusion, any (b) (3) (A)  information, classification marking, or specific selector information. Additionally, TAR statements should not include target or operation names, or any acronyms.

(S//SI// TAR statements should also avoid unexplained terms such as:  
 Instead, they should describe how the target is  


## (U) Learning Checkpoint

(U) Now, it's time for a quick learning checkpoint. If you are unclear about anything that's been discussed, take a few minutes to go back and review the module before advancing. Remember this exercise is not graded and is designed to help reinforce key concepts covered in this module. Good luck!

(U//FOUO) **Question 1:** Based on the Non-Auto-Approve reasons listed below, what action(s) should Jim take? Select all that apply.

(b) (3) (A) 



(b) (3) (A)

- A. (b) (3) (A)
- B.
- C.
- D.

(U//~~FOUO~~) Feedback: (b) (3) (A)

(~~TS//SI//NF~~) **Question 2:** Identify what, if anything, Jim should find wrong with the TAR statement below. Select all that apply.

- A.
- B.
- C.
- D.
- E.

(~~TS//SI//NF~~) Feedback:

(~~TS//SI//NF~~) **Question 3:** Identify what, if anything, Jim should find wrong with the TAR statement below. Select all that apply.

- A.
- B.
- C.
- D.
- E.

(~~TS//SI//NF~~) Feedback: (b) (3) (A)

(~~TS//SI//NF~~) **Question 4:** Identify what, if anything, Jim should find wrong with the TAR statement below. Select all that apply.

- A.
- B.
- C.
- D.



E. [REDACTED]

(S//SI//

Feedback: [REDACTED]

## (U) Summary

(U//~~FOUO~~) Take a few minutes to review the key summary points for this module:

- FAA702 TRs are never Auto-Approved
- Adjudicators review Non-Auto-Approve reasons to determine if immediate action is required
- FAA702 TRs with an ECC of C should be denied
- TAR statements must state the link between the selector and foreign intelligence purpose
- TAR statements must *not* include extraneous information

## (U) Conclusion

(U) When you are ready to continue to the next module, return to the main course menu in VUport and select Module 3: *Approving and Denying Targeting Requests*.

~~TOP SECRET//SI//NOFORN~~

~~TOP SECRET//SI//NOFORN~~

# (U) CRSK1305, Module 3, Approving and Denying TRs

[Glossary](#) | [References](#)

## (U) Welcome & Objectives

(U//~~FOUO~~) Welcome to Module 3, *Approving and Denying Targeting Requests*. By the end of this module, you should be able to:

- Identify common criteria for approving or denying a TR
- Determine whether a TR should be approved or denied, and
- Identify follow-up actions to be performed after approving a TR, including Memorialization and FAA702 Datasheets

(U//~~FOUO~~) Beginning in (b)(3)(A) 2014, NSA will be transitioning to (b)(3)(A) tools and away from (b)(3)(A) tools referen (b)(3)(A) the examples, which are just that— (b)(3)(A) he same principles ove reasonable belief of foreignness will apply. As changes are made they will be posted on the FAA Web page, at *go faa*. So, please reference the web page or contact DL S203A7\_all if you have any questions. This course will be reviewed no less than twice a year for content and updated via the New Learning Solutions process as applicable.

## (U) Introduction

(U//~~FOUO~~) In the previous module, you learned Non-Auto-Approved reasons that must be reviewed, the appropriate FAA702 ECCs for a TR, and how to review TAR statements for EEIs based on the type of FAA certification.

(U//~~FOUO~~) Similar to the previous module, this module will also address how to look for and verify if a selector meets the criteria for targeting using FAA702. Specifically, we will discuss approaches for identifying whether a **Foreignness Explanation** (FE) meets the foreignness criteria for approval of a TR. Additionally, this module will introduce other basic selector checks to determine whether a selector has met all foreignness criteria for targeting using FAA702. In other words, we will discuss how adjudicators should look for and verify the *Who* or *What*, *Where*, and *When* of a selector to determine whether there is in fact evidence of foreignness to recommend approval of a TR.

(U//~~FOUO~~) Finally, this module will provide the steps to approve or deny a TR once an adjudicator has determined whether it has met all foreignness criteria for targeting using FAA702.

## (U) Adjudication Checklist

(U) In a way similar to Module 2, we'll continue to follow the activities of Adjudicator Jim Smithfield

ACLU 16-CV-8936 (RMB) 000979



as he reviews his first TR. If you don't already have the FAA702 Adjudication Checklist open, consider downloading the checklist once again from the Resources section of the course.

## (U) TAR & Specialization Fields

(U//~~FOUO~~) As you may recall, while TAR statements must not contain extraneous information, they must indicate *why* the analyst has requested targeting for the selector and *how* the selector is connected to a foreign intelligence purpose specific to an FAA Certification.

(U//~~FOUO~~) Once Jim determines a TAR meets the foreignness criteria for targeting under FAA702, the next check is to ensure that the TAR and Special Authorizations fields (Type, Foreign Intelligence Purpose, Foreign Factor, Foreign Source ID, and Foreignness Explanation) match and make sense. Let's discuss the steps involved in this process in more detail.

### (U) Type Field

(U//~~FOUO~~) When checking the TAR statement and Certification Type field, adjudicators must ensure that the TAR supports the Certification chosen. For example, if the [REDACTED] is selected, then Jim must ensure the TAR connects the selec [REDACTED]

### (U) Foreign Intelligence Purpose Field

(U//~~FOUO~~) After ensuring the TAR supports the Cer [REDACTED] t check the Foreign Intelligence Purpose field to make sure [REDACTED] in the TAR statement. Additionally, as mentioned earlier, adjudicators must also check the [REDACTED] to [REDACTED] approved for collection. Jim access [REDACTED]

### (U) Foreign Factor Field

(U//~~FOUO~~) The Foreign Factor field must also be reviewed. When reviewing this section, Jim will need to determine whether the Foreign Factor selected from the dropdown menu of (b) (3) (A) [REDACTED] aligns with and supports the FE.

(U//~~FOUO~~) The last sections that adjudicators must review are the Foreign Source ID and FE fields.

## (U) Foreign Source ID & FE Fields

(U//~~FOUO~~) When checking the Foreign Source ID and the FE fields, adjudicators should ask, "Why is the selector expected to yield foreign intelligence, and does the traffic cited in the FE support the



selected Foreign Factor?" In other words, Jim must decide if cited traffic connects the target to the specific Certification(s) and Foreignness Factor listed in the TR.

(TS//SI// [REDACTED]) Additionally, when reviewing the Foreignness Source ID and FE fields, adjudicators should ensure that there is a Source ID for each reference listed in the FE field. Conversely, adjudicators should also ensure that the FE field contains an entry that supports each of the sources cited in the Foreign Source ID field. In other words, analysts can and should enter multiple Foreignness Source IDs and multiple FE entries as needed to support the selected Foreign Factor.

## (U) Learning Checkpoint 1

(U) Now, it's time for a quick learning checkpoint. If you are unclear about anything that's been discussed, take a few minutes to go back and review the module before advancing. Remember this exercise is not graded and is designed to help reinforce key concepts covered in this module. Good luck!

(TS//SI// [REDACTED]) **Question 1:** Jim is reviewing a TR and notices the following data in the Special Authorization field. Identify what, if anything, Jim should find wrong with this TR. (select all that apply)

- A)  
B)  
C)  
D)  
E)

(b) (3) (A)

(U//FOUO) Feedback: (b) (3) (A)

(TS//SI// [REDACTED]) **Question 2:** Jim is reviewing another TR and notices the following data in the Special Authorization field. Identify what, if anything, Jim should find wrong with this TR. (select all that apply)

- A)  
B)  
C)  
D)  
E)

(U//FOUO) Feedback: (b) (3) (A)

~~(TS//SI)~~ [REDACTED] **Question 3:** Jim reviews one final TR and notices the following data in the Special Authorization field. Identify what, if anything, Jim should find wrong with this TR. (select all that apply)

[REDACTED]

- A)
- B)
- C)
- D)
- E)

[REDACTED]

~~(U//FOUO)~~ Feedback: (b) (3) (A)

## (U) Basic Selector Checks

~~(U//FOUO)~~ Before a selector can be approved for targeting, other basic selector checks must be conducted by an adjudicator to validate the foreignness of a selector. Along with asking: "Why is the selector expected to yield foreign intelligence, and does the traffic cited in the FE support the selected Foreign Factor?" to validate the foreignness of a selector, adjudicators must consider:

- Who or What is being targeted?
- Where is the target located?
- When was the target in that particular location?

~~(U//FOUO)~~ To answer these questions, an adjudicator must be able to repeat the analyst's foreignness research for that selector and obtain the same results.

## (U) Selector Checks: Tools

~~(TS//SI)~~ [REDACTED] To repeat the analyst's foreignness research for the selector, Jim conducts a series of basic checks using tools such as (b) (3) (A)

[REDACTED] If the any of these basic selector checks fail, Jim must stop his review and deny the TR. Let's take a closer look.

## (U) Initial Check:

(b) (3) (A)



~~(TS//SI)~~ [REDACTED]

~~(U//FOUO)~~ If ~~(b) (3) (A)~~ [REDACTED] Jim will need to conduct additional research.

~~(TS//SI)~~ [REDACTED]

(U) [REDACTED]

~~(S//SI)~~ [REDACTED]

~~(S//SI)~~ [REDACTED]

(U) Selector History:

~~(b) (3) (A)~~ [REDACTED]

~~(TS//SI)~~ [REDACTED] Since the [REDACTED] indicates [REDACTED] to determine if there are any records that prove evidence of foreign [REDACTED]

~~(U//FOUO)~~ Jim finds an indication of foreignness that allows him to move forward with his review.

~~(b) (3) (A)~~ [REDACTED]

(U) SV4

~~(b) (3) (A)~~ [REDACTED]

~~(TS//SI)~~ [REDACTED] Next, Jim must query the selector using the SV4 ~~(b) (3) (A)~~ [REDACTED] site. The results from this query will allow Jim to determine if there is an incident record for the selector or that selector is on the:

~~(TS//SI)~~ [REDACTED] Note that an incident report means the target may have roamed, the target's data may have been purged from the database, or the selector may be associated with a



U.S. Person. Adjudicators should always open incident reports to determine the reason why a target was roaming and to evaluate if the selector is valid for targeting.

~~(S//SI)~~ [REDACTED]

## (U) Locating & Reviewing Sources

(U//~~FOUO~~) Next, Jim must focus once again on the Special Authorization fields. At this point in the review process, adjudicators must locate and review the source files from the appropriate databases. For example, (b) (3) (A) [REDACTED]

(U) [REDACTED]

(U//~~FOUO~~) (b) (3) (A) [REDACTED]

(U//~~FOUO~~) Also, Jim must check that the [REDACTED] and [REDACTED] is consistent with the foreignness data provided and that the target is eligible for targeting under the selected FAA702 Certification.

(U//~~FOUO~~) Finally, adjudicators should check that the FE presents a reasonable belief that the target is outside the U.S. and that this information is contained in the source(s) provided.

## (U) Master Purge List



(U//~~FOUO~~) If the traffic is not on the **Master Purge List**, or MPL, then Jim should (b) (3) (A) [REDACTED] in order to replicate what the analyst provided


## (U) Purged Data

~~(S//SI)~~ [REDACTED] As discussed, data [REDACTED] must have corresponding [REDACTED] and that data must be reviewed using [REDACTED] database that used by the analyst to cite foreignness in the FE.

~~(TS//SI)~~ [REDACTED]

## (U) Nationality/Location Fields


(S//SI// Once Jim completes the basic selector checks, he should ensure the location information displayed in the FE field matches the Nationality/Location fields displayed in the Target Information section and that neither location nor nationality is U.S. ,





(S//SI//



## (U) Resources

(C//SI// Please note that while this course has covered the main targeting errors made by analysts, you should download the Common FAA702 Targeting Errors job aid from the Resources section to review additional targeting errors made by analysts.

(C//SI// Adjudicators should also remember that analysts are advised to follow FE templates provided on the FAA website when creating FEs in the absence of a  record. If an analyst has not provided all the data required to validate foreignness, refer them to these FE templates when denying the TR.

## (U) Learning Checkpoint 2

(U) Now, it's time for a quick learning checkpoint. If you are unclear about anything that's been discussed, take a few minutes to go back and review the module before advancing. Remember this exercise is not graded and is designed to help reinforce key concepts covered in this module.



(~~S//SI~~) **Question 4:** When conducting a basic selector check, adjudicators should first query the selector using:

- A)
- B)
- C)
- D)

(b) (3) (A)

(~~S//SI~~) Feedback: (b) (3) (A)

(~~TS//SI/NF~~) **Question 5:** Conducting a basic selector check using the SV41 site allows adjudicators to determine if the selector: (select all that apply)

- A)
- B)
- C)
- D)
- E)
- F)

(~~TS//SI/NF~~) Feedback:

(~~S//SI~~) **Question 6:** After completing basic selector checks to ensure foreignness, adjudicators must check that the:

- A
- B
- C
- D

(~~S//SI~~) Feedback:

## (U) TR Denial

(~~U//FOUO~~) If a TR has NOT met all of the foreignness criteria for targeting using FAA702, then adjudicators must deny the TR. When denying a TR, an adjudicator must ensure that the whole record is denied.

(~~U//FOUO~~) Once **Deny** is selected, a pop-up box will appear. You must select the reason for denial from the dropdown menu. There are many denial codes, including the code . Please find the Denial Codes job aid located in the Resources section for more detail about specific denial codes.

(~~U//FOUO~~) Along with entering the specific denial code, adjudicators should provide feedback using the **Comments** section to help the analyst understand the specific reason that the TR was



denied. After you have entered the denial code and provided comments, select the **Deny** button to deny the TR.

## (U) Memorialization

(~~C//SI~~) [REDACTED] If a TR has met all foreignness criteria for targeting using FAA702, then adjudicators must open and review the FAA702 Memorialization document created by the analyst. Generally speaking, each Memorialization document is a Microsoft Word document that an analyst creates and places in a dropbox or shared folder which your office has designated for adjudicator review.

(~~C//SI~~) [REDACTED] When reviewing the Memorialization document, adjudicators must ensure that the analyst has provided [REDACTED]

(b) (3) (A)

(U//~~FOUO~~) Since the DoJ and ODNI auditors review from hardcopies, it is best if the analyst provides only pertinent information for the screenshot, uses landscape orientation, and makes the screenshot as large as possible. To read this Memorialization document in its entirety, please refer to the Memorialization job aid in the Resources section.

## (U) Memorialization Upload

(U//~~FOUO~~) Once Jim has finished reviewing the Memorialization document and determined that the documentation matches the information provided in the FE, he should upload it to the SV

(b) (3) (A) [REDACTED] site, FAA702 Source Document library. [REDACTED]

(b) (3) (A)

(U//~~FOUO~~) Do not forget to upload the Memorialization document! These files are used to maintain static records of TARs and FEs.

## (U) Memorialization Exceptions

(~~C//SI~~) [REDACTED] The only exceptions to the Memorialization process are when an analyst cites foreignness using (b) (3) (A) [REDACTED] or cites (b) (3) (A) [REDACTED]

[REDACTED] (b) (3) (A) [REDACTED] source files do not require a Memorialization document if it is the only source being used.

(U//~~FOUO~~) (b) (3) (A) [REDACTED]



## (U) TR Approval

(U//~~FOUO~~) Once Memorialization documents have been reviewed and uploaded, adjudicators may select the **Approve for Group** button and approve the TR.

## (U//~~FOUO~~) FAA702 Datasheets

(U//~~FOUO~~) After a TR is approved, an FAA702 Datasheet is created by (b) (3). This datasheet is then sent to SV41, as well as the DoJ and ODNI. Datasheets are first reviewed by SV41. If SV41 discovers a targeting issue, they will contact the analyst, reviewer, and adjudicator to explain the issue and to request that the TR be corrected.

(U//~~FOUO~~) At this point, the analyst must then clone, fix, and re-submit the TR. Once the releaser releases the cloned TR, the adjudicator will once again have to review it and determine whether the TR should be approved or denied.

(U//~~FOUO~~) Additionally, datasheets are reviewed every 60 days when the DoJ comes to the site. If any datasheets are questioned by the DoJ, the process just described will be repeated. Otherwise, no additional follow-up actions are required.

## (U) Learning Checkpoint 3

(U) Now, it's time for a quick learning checkpoint. If you are unclear about anything that's been discussed, take a few minutes to go back and review the module before advancing. Remember this exercise is not graded and is designed to help reinforce key concepts covered in this module.

(C//SI//~~FOUO~~) **Question 7:** Which of the information listed below should be included in a Memorialization document? (select all that apply)

- A)
- B)
- C)
- D)
- E)
- F)
- G)

(C//SI//~~FOUO~~) Feedback: (b) (3) (A)

(S//SI//~~FOUO~~) **Question 8:** When should Memorialization documents be opened, reviewed, and uploaded to the SV (b) (3) (A) site FAA702 Source Document Library? (select all that apply)

- A)



B)

C)

D)

~~(S//SI)~~Feedback: ~~(b) (3) (A)~~

## (U) Summary

(U//~~FOUO~~) In this module, we reviewed the criteria for validating FEs to determine whether a TR meets FAA702 targeting requirements. Specifically, we discussed that adjudicators should be asking: "Why is the selector expected to yield foreign intelligence, and does the traffic cited in the FE support the selected Foreign Factor?" to guide them through the validation process.

(U//~~FOUO~~) We also learned how to conduct basic selector checks to determine whether a selector has met all foreignness criteria for targeting using FAA702. In addition, we reviewed how to determine whether a TR should be approved or denied; we then described how to approve and deny a TR. Finally, we described procedures to use *after* determining a TR should be approved; these follow-up procedures include Memorialization documents and FAA702 Datasheet.

## (U) Conclusion

(U//~~FOUO~~) You have now completed Module 3, *Approving or Denying Targeting Requests*. When you are ready to continue, return to the main course menu in VUport and select Module 4: *Summary and Closing Exercises*.

~~TOP SECRET//SI//NOFORN~~

~~TOP SECRET//SI//NOFORN~~

# (U) CRSK1305, Module 4, Summary and Closing Exercises

[Glossary](#) | [References](#)



## (U) Objectives

(U) Welcome to Module 4, Summary and Closing Exercises. In this module, you'll practice using the FAA Adjudicator's Checklist to adjudicate Targeting Requests or TRs. You will also review top Frequently Asked Questions, or FAQs, and identify important resources available to enhance your performance in your new role.

## (U) Targeting Request 1 (TR1)

(U//~~FOUO~~) Now, it's time for you to practice approving and denying TRs. Review the correct course of action leading up to a final adjudication decision for each TR. Be sure to refer to the FAA702 Adjudication Checklist to help guide you through these exercises.

## (U) TR1 Decision 1

(TS//SI// Graphic description of  Screen displaying the Non Auto-Approve Reasons:

(U//~~FOUO~~) What should you do next?

- A.
- B.
- C.
- D.
- E.
- F.


## (U) Feedback 1

(U//~~FOUO~~) 

## (U) TR1 Decision 2

(TS//SI//

Graphic description of 

screen: 



(U//~~FOUO~~) What should you do next?

- A.
- B.
- C.
- D.
- E.
- F.

## (U) Feedback 2

(U//~~FOUO~~)

## (U) TR1 Decision 3

(TS//SI//

(U//~~FOUO~~) What should you do next?

- A.
- B.
- C.
- D.
- E.
- F.

## (U) Feedback 3

(U//~~FOUO~~)

## (U) Targeting Request 2 (TR2)

(U) Let's move on to take a look at Targeting Request 2. Remember to refer to your checklist to help you select the appropriate course of action.

## (U) TR2 Decision 1

(TS//SI// description of (b)(3) screen displaying the Non Auto-Approve Reasons: (A)

(U//~~FOUO~~) What should you do next?

A.  
B.  
C.  
D.  
E.  
F.



## (U) Feedback 1

(U//~~FOUO~~)



## (U) TR2 Decision 2

(TS//SI//~~FOUO~~) Graphic description of (b) (3) screen:



(U//~~FOUO~~) What should you do next?

A.  
B.  
C.  
D.  
E.  
F.



## (U) Feedback 2

(U//~~FOUO~~)



## (U) TR2 Decision 3

(U) Based on the previous decision, what is your next step?

A.  
B.



## (U) Feedback 3

(S//SI//~~FOUO~~)



## (U) Targeting Request 3 (TR3)



(U) Now that you've completed your review of Targeting Request 2, we'll move on to take a look at Targeting Request 3.

## (U) TR3 Decision 1

(TS//SI//) Graphic description of  screen displaying the Non Auto-Approve Reasons:



(U//FOUO) What should you do next?


- A.
- B.
- C.
- D.
- E.
- F.



## (U) Feedback 1

(U//FOUO) 

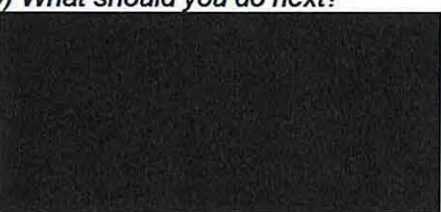
## (U) TR3 Decision 2

(TS//SI//NF) Graphic description of  screen:






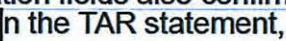

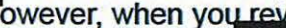
(U//FOUO) What should you do next?


- A.
- B.
- C.
- D.
- E.
- F.




## (U) Feedback 2

(TS//SI//) After verifying there are no problems with the ECC or the TAR statement, your review of the Special Authorization fields also confirms 

 matches  in the TAR statement,  and the Foreign Factor is  however, when you review the Foreignness

Explanation, you realize it is incomplete because it only explains 

The Foreignness Explanation states that  however it does not provide the supporting evidence for that statement.

## (U) TR3 Decision 3

(U) Based on the previous decision, what is your next step?

- A.
- B.

## (U) Feedback 3

(TS//SI//~~FOUO~~)

## (U) Targeting Request 4 (TR4)

(U//~~FOUO~~) In this exercise, you'll note that Targeting Request 3 has been corrected and resubmitted for your review. Examine the revised request to make an adjudication decision and use your checklist to help ensure that you complete all of the review steps.

## (U) TR4 Decision 1

(TS//SI//~~FOUO~~) Graphic description of (b) (3) screen showing Non Auto-Approve Reasons:

(U//~~FOUO~~) What should you do next?

- A.
- B.
- C.
- D.
- E.
- F.

## (U) Feedback 1

(U//~~FOUO~~)

## (U) TR4 Decision 2

(TS//SI//NF) Graphic description of (b) (3) (A) screen:



~~(TS//SI//~~

~~(U//FOUO)~~ What should you do next?

- A.
- B.
- C.
- D.
- E.

## (U) Feedback 2

~~(TS//SI//~~

## (U) TR4 Decision 3

~~(TS//SI//~~ ) Graphic description of ~~(b) (3) (A)~~ screen:

~~(U//FOUO)~~ What should you do next?

- A.
- B.
- C.
- D.
- E.
- F.

## (U) Feedback 3

~~(S//SI//~~

## (U) TR4 Decision 4

~~(TS//SI//~~ Graphic description of ~~(b) (3)~~ screen:

~~(U//FOUO)~~ What should you do next?

- A.
- B.
- C.
- D.
- E.
- F.

## (U) TR4 Feedback 4

~~(TS//SI//NF)~~

## (U) TR4 Decision 5

~~(TS//SI//NF)~~ 3) (A)

(U) What should you do next?

- A.
- B.
- C.
- D.
- E.
- F.

## (U) Feedback 5

~~(TS//SI//NF)~~ 3) (A)

## (U) TR4 Decision 6

~~(TS//SI//NF)~~ Graphic description of (b) (3) screen (A)

~~(TS//SI//NF)~~



(U//~~FOUO~~) What should you do next?

A.  
B.  
C.  
D.  
E.  
F.



## (U) Feedback 6


(S//~~SI~~)

3) (A)



## (U) TR4 Decision 7

(TS//~~SI~~)



(U//~~FOUO~~) What should you do next?

A.  
B.  
C.  
D.  
E.  
F.



## (U) Feedback 7

(S//~~SI~~)

3) (A)



## (U) TR4 Decision 8

(TS//~~SI~~//NF) Graphic Description of screen:



(U//~~FOUO~~) What should you do next?

A.  
B.  
C.



D.  
E.  
F.

## (U) Feedback 8

(U//~~FOUO~~) (b) (3) (A)

## (U) TR4 Decision 9

(TS//SI//~~FOUO~~) Graphic description of (b) (3) document:

(TS//SI//~~FOUO~~)

(U//~~FOUO~~) What should you do next?

A.  
B.  
C.  
D.  
E.  
F.

## (U) Feedback 9

(S//SI//~~FOUO~~) (b) (3) (A)

## (U) TR4 Decision 10

(U//~~FOUO~~) Based on the previous decision, what is your next step?

A.  
B.  
C.  
D.



## (U) Feedback 10

(U//FOUO) [REDACTED]

## (U) TR4 Decision 11

(U) Based on the previous decision, what is your next step?

- A. [REDACTED]
- B. [REDACTED]

## (U) Feedback 11

(U) (b) (3) (A) [REDACTED]

## (U) FAQs

(U) Let's take a look at some of the most frequently asked questions asked by new adjudicators. To review a complete FAQ list, access the Resources section of this course.

- (S//SI// [REDACTED] Question: When adjudicating a TR, what is the [REDACTED] rule?  
(S//SI// [REDACTED] ) Answer: [REDACTED]

- (S//SI// [REDACTED] Question: [REDACTED]

(S//SI// [REDACTED] Answer: [REDACTED]

- (TS//SI// [REDACTED] Question: [REDACTED]

(TS//SI// [REDACTED] Answer: [REDACTED]

## (U) Mentoring Analysts

(U) While it is your job as an adjudicator to resolve conflicts in TRs, you should refrain from editing them. In your role, you have an opportunity to mentor junior analysts by recommending resources or

techniques to establish foreignness or properly formatting the fields in a TR as well as providing data that helps an analyst learn how to best conduct research. Always remember that denying a TR is not a punishment, but rather a way to help the junior analysts learn.

## **(U) Next Steps**

(U//~~FOUO~~) As you begin adjudicating TRs, it is important to use all of the resources available to you in order to enhance your skills and improve your accuracy. If you are unsure about your actions or have a question, remember to consult with the S2 Mission and Compliance Staff, the FAA Lead in your mission area, the FAA website, your mentor, and peers.

## **(U) Summary**

(U//~~FOUO~~) Congratulations, you've completed the course! Take a few minutes to review the key summary points for this module:

- Adjudicators must be able to replicate the analyst's steps to show foreignness
- When denying a Targeting Request, provide the analyst with a description of why
- Review and upload memorialization documents before approving the TR
- Remember to use all available resources to improve your adjudication skills
- SV41 reviews ALL adjudicated Targeting Requests for accuracy

## **(U) Conclusion**

(U) When you are ready to continue to the next module, you'll need to close the window to return to the main course menu in VUport and exit the course.

~~TOP SECRET//SI//NOFORN~~